

Earth Resources Research Project

Purpose: To make inferences and draw conclusions about effects of human activity on Earth's renewable, non-renewable, and inexhaustible resources.

What to do:

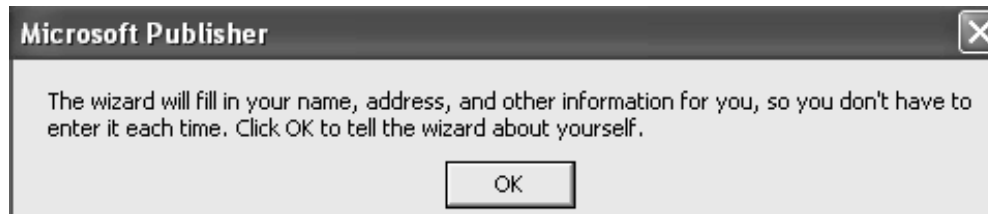
1. Research ONE of the following Earth resources:
 - a. Sun
 - b. water
 - c. Air / Wind
 - d. Oil
 - e. Minerals
 - f. Plants
 - g. Metals
 - h. Soil
 - i. Coal
 - j. Natural gas
 - k. Geothermal energy
2. Communicate your research in an *Informational Brochure* designed with Microsoft Publisher.
3. Communicate your research in an oral presentation to your class,

How to do the project:

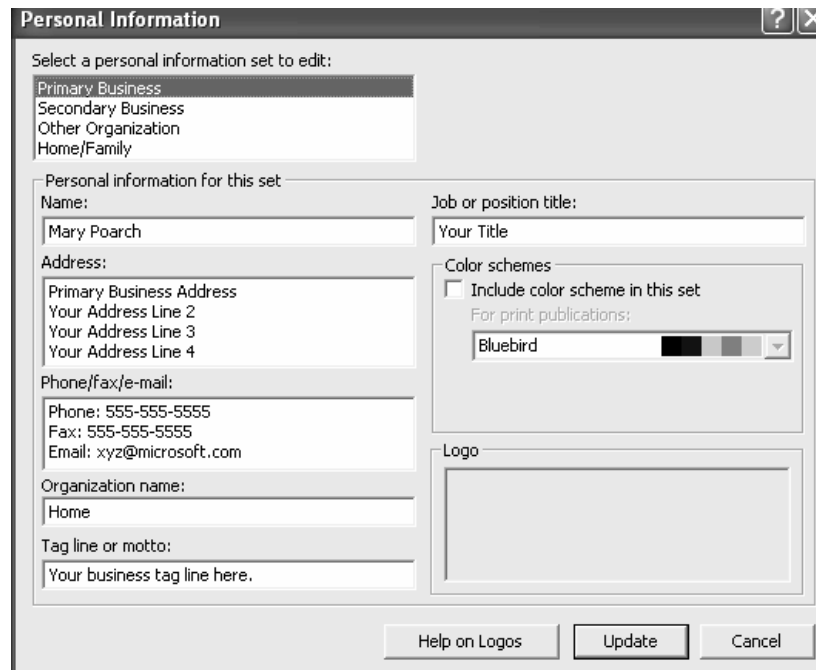
1. Work alone or in small groups of 2 -3. Absolutely no more than 3 people to a group. Don't even ask.
2. Research your topic using your textbook, other classroom resources, and internet resources found at <http://science-class.net/resources.htm>.
3. Open Microsoft Publisher, select Informational Brochure:



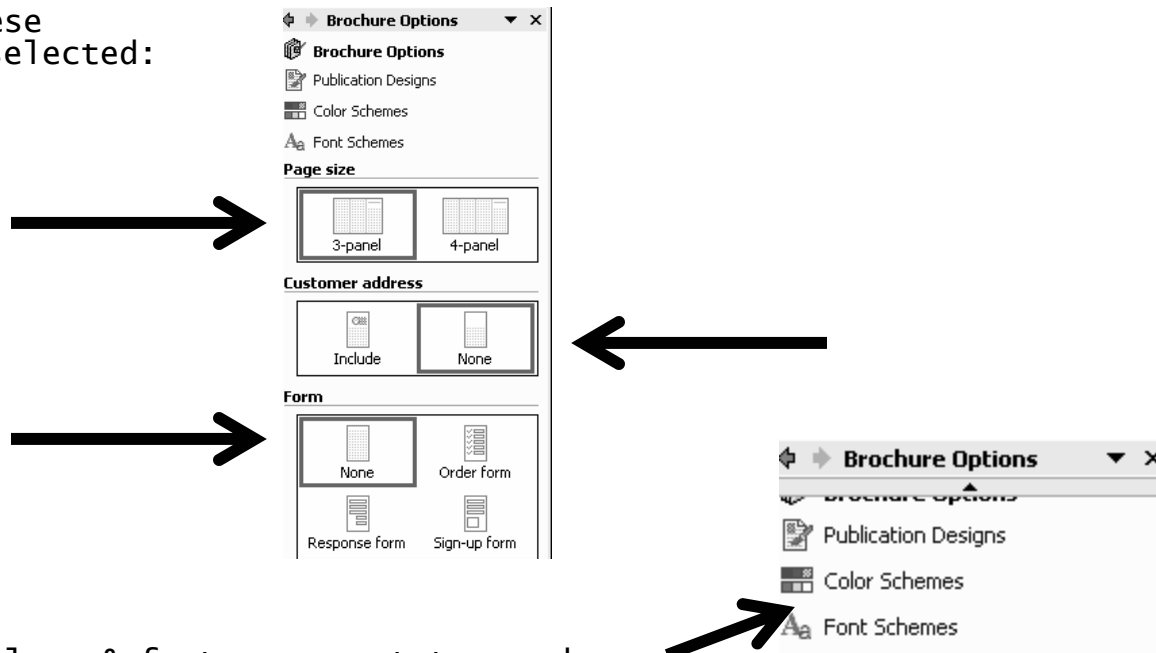
4. Choose the template you want to use by clicking on the design.
5. If you see this message box, click **OK**:



6. If you see this message box, click **Cancel**:



7. Make sure these options are selected:



8. Change the colors & fonts you want to use here:

9. You will need to increase the font size to 12 - 14 points.

10. Begin typing in your information as shown in the examples on the next pages.

11. Rubrics are attached. Please use them to understand how you will be graded on this project.

Page One

WORKS CITED

Include a reference for ALL material used in this brochure: your text, other print materials, and the internet.

Graphics must be referenced also.

Include a graphic if you have space.

OPTIONAL

Your name(s) and class period.

Title of Topic.

Include a brief description. For example:
Geothermal Energy – Power from the Earth

Geothermal energy is your title;
Power from the Earth is your description.

Graphic that illustrates your topic.

REQUIRED

Page Two

Description of your topic: What it is, where it is found.
Explain whether the resource is renewable, nonrenewable, or inexhaustible and WHY.

Include a graphic if you have space.

**OPTIONAL IN THIS SPOT;
AT LEAST ONE GRAPHIC
MUST BE ON THIS PAGE!**

Explain the **disadvantages** of or **possible problems** with using your resource.

Describe the **uses** of your resources.

Include a graphic if you have space.

**OPTIONAL IN THIS SPOT;
AT LEAST ONE GRAPHIC
MUST BE ON THIS PAGE!**

Include a graphic if you have space.

**OPTIONAL IN THIS SPOT; AT
LEAST ONE GRAPHIC MUST
BE ON THIS PAGE!**